

# REGIONAL TOURISM SATELLITE ACCOUNTS 2019-20

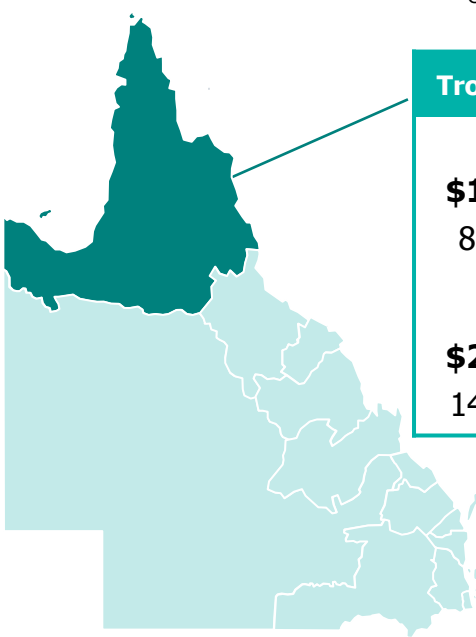
## TROPICAL NORTH QUEENSLAND KEY FACTS



In 2019-20, the tourism industry contributed an estimated **\$2.4 billion** to the Tropical North Queensland (TNQ) regional economy (14.6% of TNQ's gross regional product) and supported about **24,300 jobs** (17.6% of employment in TNQ).

### TOURISM GROSS REGIONAL PRODUCT (GRP)

\*GSP indicates Gross State Product



Tropical North QLD	Regional QLD <sup>2</sup>	Total QLD (GSP*)
<b>DIRECT</b>	<b>DIRECT</b>	<b>DIRECT</b>
<b>\$1.4 bn</b> ▼ -15.2%	<b>\$5.0 bn</b> ▼ -17.4%	<b>\$11.4 bn</b> ▼ -18.1%
8.7% of TNQ GRP	3.7% of Reg. QLD GRP	3.2% of QLD GSP
<b>TOTAL</b>	<b>TOTAL</b>	<b>TOTAL<sup>1</sup></b>
<b>\$2.4 bn</b> ▼ -15.9%	<b>\$8.9 bn</b> ▼ -18.8%	<b>\$22.7 bn</b> ▼ -20.0%
14.6% of TNQ GRP	6.5% of Reg. QLD GRP	6.3% of QLD GSP

### GRP/GSP Per Capita



### TOURISM EMPLOYMENT IN TROPICAL NORTH QUEENSLAND

**Supporting 24,300 jobs**  
17.6% of TNQ employment  
1 in 6 jobs

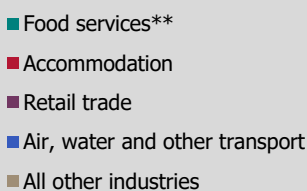
▼ -4.7%  
YoY



**18,100 direct tourism jobs**  
13.1% of TNQ employment  
1 in 8 jobs

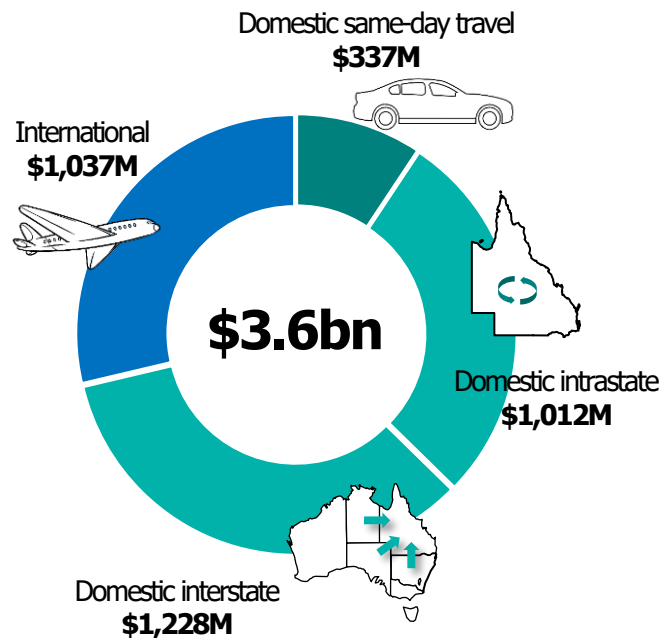
● -0.6%  
YoY

### DIRECT TOURISM EMPLOYMENT BY INDUSTRY



\*\* Refers to cafes, restaurants & take-away food services

### TOURISM CONSUMPTION IN TROPICAL NORTH QUEENSLAND<sup>#</sup>



<sup>#</sup> Tourism consumption measures the total value of tourism goods/services consumed by residents/international visitors in Australia

SOURCE: TOURISM RESEARCH AUSTRALIA, REGIONAL TOURISM SATELLITE ACCOUNTS 2019-20

Notes: 1. Total impact on the Australian economy of tourism consumption in Queensland

2. Regional Queensland includes all tourism regions outside of Brisbane and the Gold Coast