

REGIONAL TOURISM SATELLITE ACCOUNTS 2016-17

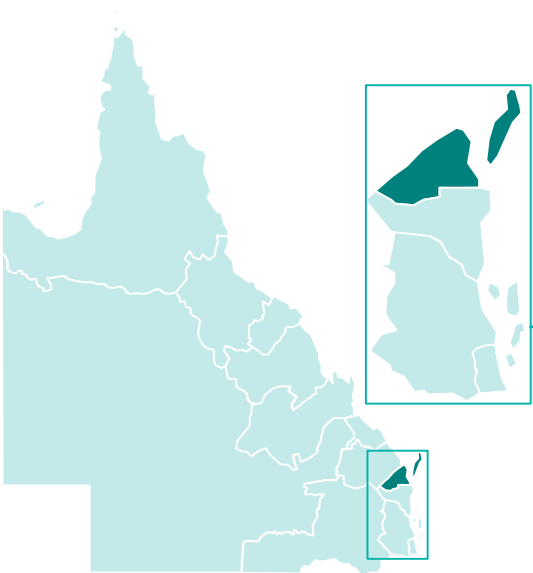
FRASER COAST REGION KEY FACTS



In 2016-17, the tourism industry contributed an estimated **\$413.4 million** to the Fraser Coast regional economy (12.7% of the Fraser Coast region's gross regional product) and supported around **4,400 jobs** (13.4% of employment in the Fraser Coast region).

TOURISM GROSS REGIONAL PRODUCT (GRP)

*GSP indicates Gross State Product



Fraser Coast (FC)	Regional QLD ²	Total QLD (GSP*)
DIRECT \$241.9M ▲ 14.9% 7.4% of FC GRP	DIRECT \$8.4 bn ▲ 2.0% 5.2% of Reg. QLD GRP	DIRECT \$12.8 bn ▲ 4.2% 3.9% of QLD GSP
TOTAL \$413.4M ▲ 16.3% 12.7% of FC GRP	TOTAL \$14.8 bn ▲ 1.5% 9.2% of Reg. QLD GRP	TOTAL¹ \$25.4 bn ▲ 3.9% 7.8% of QLD GSP

GRP/GSP Per Capita



TOURISM EMPLOYMENT IN FRASER COAST REGION

Supporting 4,400 jobs
13.4% of FC employment

▲ 14.7%
YoY

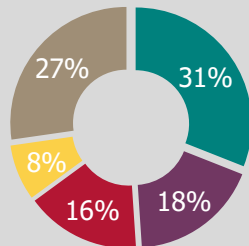


3,300 direct tourism jobs
10.1% of FC employment

▲ 13.5%
YoY

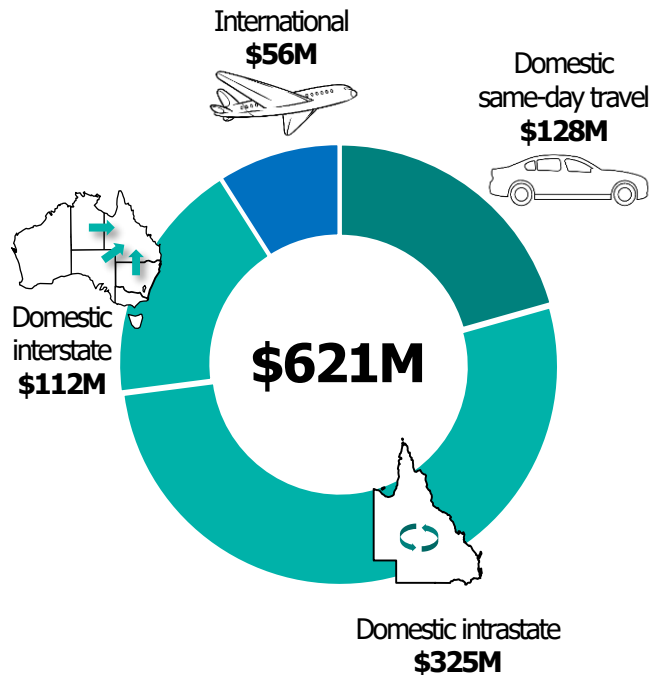
DIRECT TOURISM EMPLOYMENT BY INDUSTRY

- Food services*
- Retail trade
- Accommodation
- Travel agency and tour operator
- All other industries



*Refers to cafes, restaurants & take-away food services

TOURISM CONSUMPTION IN FRASER COAST REGION*



*Tourism consumption measures the total value of tourism goods/services consumed by residents/international visitors in Australia

SOURCE: DELOITTE ACCESS ECONOMICS, REGIONAL TOURISM SATELLITE ACCOUNTS 2016/17

Notes: 1. Total impact on the Australian economy of tourism consumption in Queensland

2. Regional Queensland includes all tourism regions outside of Brisbane

