

REGIONAL TOURISM SATELLITE ACCOUNTS 2016-17

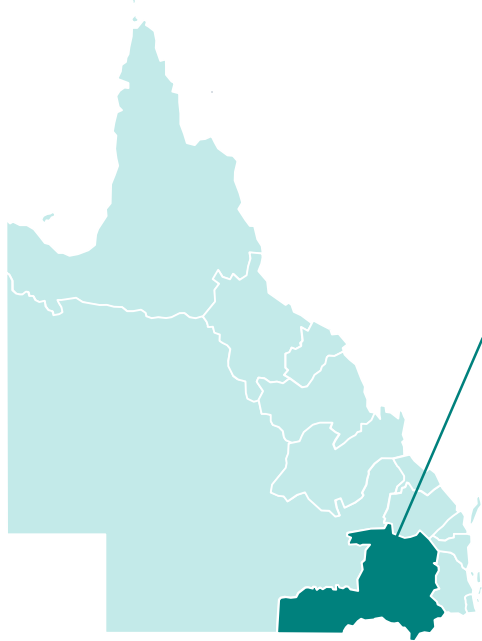
SOUTHERN QUEENSLAND COUNTRY (DARLING DOWNS) KEY FACTS



In 2016-17, the tourism industry contributed an estimated **\$921.8 million** to the Southern Queensland Country (SQC) (Darling Downs) regional economy (4.8% of SQC (Darling Downs) gross regional product) and supported around **9,400 jobs** (6.9% of employment in SQC (Darling Downs)).

TOURISM GROSS REGIONAL PRODUCT (GRP)

*GSP indicates Gross State Product



SQC	Regional QLD ²	Total QLD (GSP*)
DIRECT \$468.2M ▲ 7.0% 2.4% of SQC GRP	DIRECT \$8.4 bn ▲ 2.0% 5.2% of Reg. QLD GRP	DIRECT \$12.8 bn ▲ 4.2% 3.9% of QLD GSP
TOTAL \$921.8M ▲ 6.6% 4.8% of SQC GRP	TOTAL \$14.8 bn ▲ 1.5% 9.2% of Reg. QLD GRP	TOTAL¹ \$25.4 bn ▲ 3.9% 7.8% of QLD GSP

GRP/GSP Per Capita



TOURISM EMPLOYMENT IN SQC

Supporting **9,400 jobs**
6.9% of SQC employment

▲ 4.7%
YoY

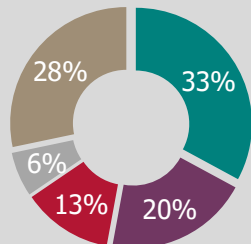


6,500 direct tourism jobs
4.8% of SQC employment

▲ 4.0%
YoY

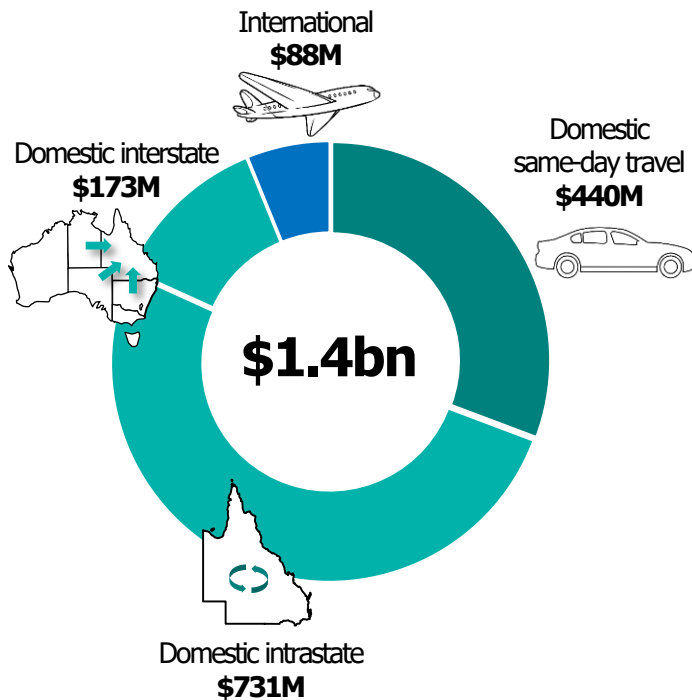
DIRECT TOURISM EMPLOYMENT BY INDUSTRY

- Food services*
- Retail trade
- Accommodation
- Education and training
- All other industries



*Refers to cafes, restaurants & take-away food services

TOURISM CONSUMPTION IN SQC*



*Tourism consumption measures the total value of tourism goods/services consumed by residents/international visitors in Australia

SOURCE: DELOITTE ACCESS ECONOMICS, REGIONAL TOURISM SATELLITE ACCOUNTS 2016/17

Notes: 1. Total impact on the Australian economy of tourism consumption in Queensland

2. Regional Queensland includes all tourism regions outside of Brisbane