

REGIONAL TOURISM SATELLITE ACCOUNTS 2016-17

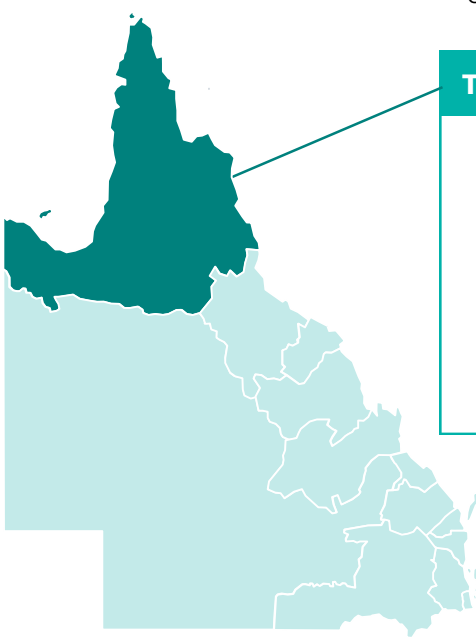
TROPICAL NORTH QUEENSLAND KEY FACTS



In 2016-17, the tourism industry contributed an estimated **\$2.8 billion** to the Tropical North Queensland (TNQ) regional economy (17.9% of TNQ's gross regional product) and supported around **25,700 jobs** (19.7% of employment in TNQ).

TOURISM GROSS REGIONAL PRODUCT (GRP)

*GSP indicates Gross State Product



Tropical North QLD	Regional QLD ²	Total QLD (GSP*)
DIRECT \$1.7 bn ▼ 1.1% 10.8% of TNQ GRP	DIRECT \$8.4 bn ▲ 2.0% 5.2% of Reg. QLD GRP	DIRECT \$12.8 bn ▲ 4.2% 3.9% of QLD GSP
TOTAL \$2.8 bn ▼ 1.7% 17.9% of TNQ GRP	TOTAL \$14.8 bn ▲ 1.5% 9.2% of Reg. QLD GRP	TOTAL¹ \$25.4 bn ▲ 3.9% 7.8% of QLD GSP

GRP/GSP Per Capita



TOURISM EMPLOYMENT IN TROPICAL NORTH QUEENSLAND

Supporting **25,700 jobs**
19.7% of TNQ employment

▼ 3.4%
YoY

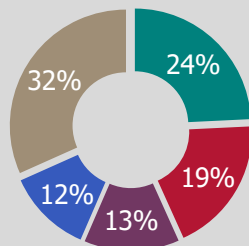


18,600 direct tourism jobs
14.3% of TNQ employment

▼ 3.7%
YoY

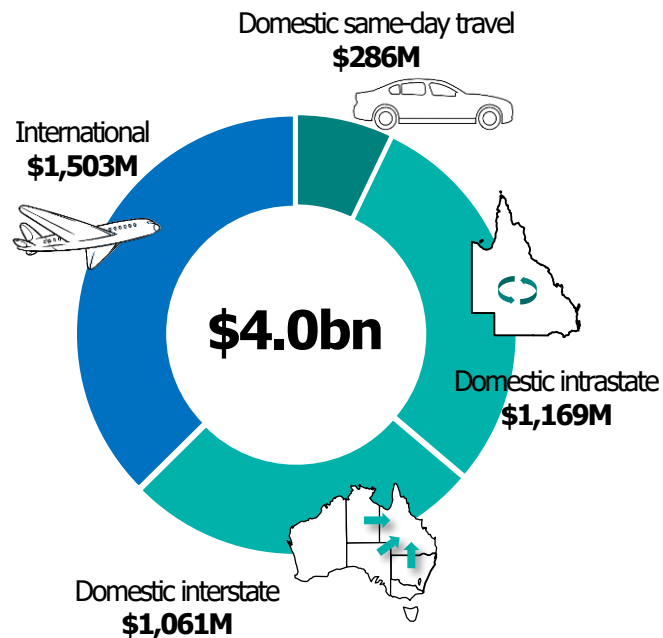
DIRECT TOURISM EMPLOYMENT BY INDUSTRY

- Food services*
- Accommodation
- Retail trade
- Air, water & other transport
- All other industries



*Refers to cafes, restaurants & take-away food services

TOURISM CONSUMPTION IN TROPICAL NORTH QUEENSLAND*



*Tourism consumption measures the total value of tourism goods/services consumed by residents/international visitors in Australia