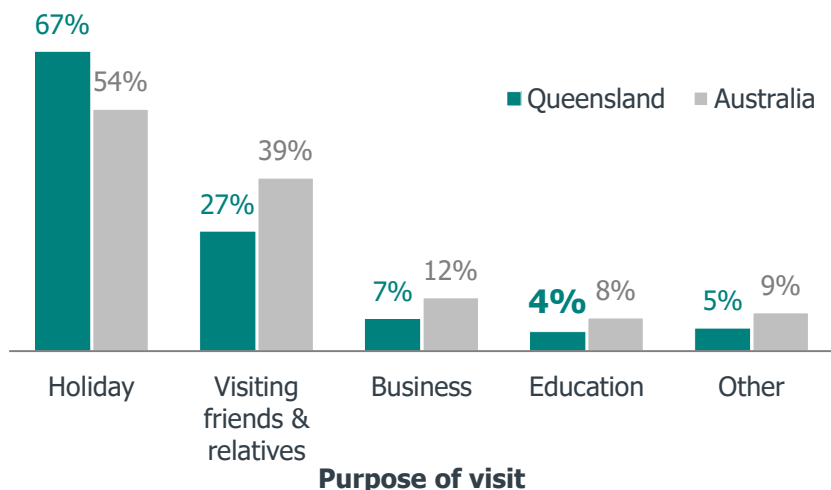


# International Education Visitors to Queensland 2019

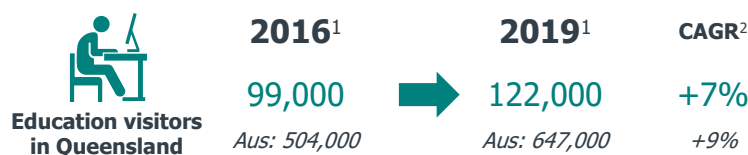
Snapshot of the year ending June 2019

**1 in 23**

international visitors to Queensland were education visitors



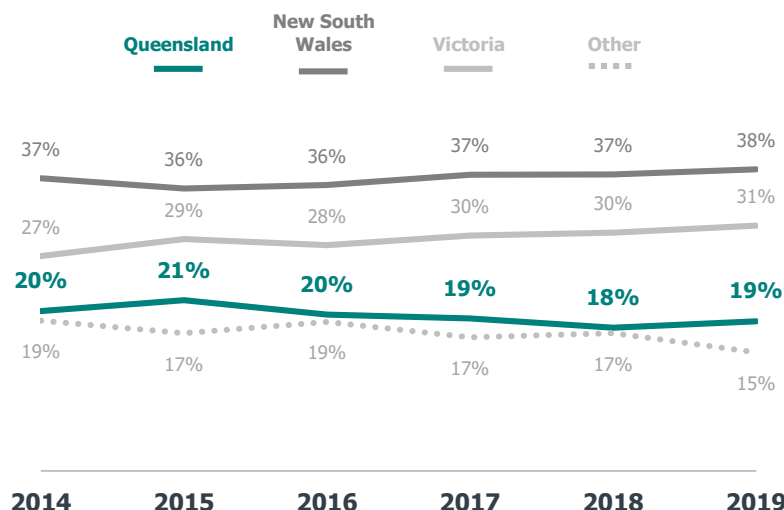
## Education visitation has grown over the past three years



<sup>1</sup> Visitation for the year ending June. <sup>2</sup> Compound annual growth rate.

## State share of education visitors

% rounded to zero decimal places



## Definition

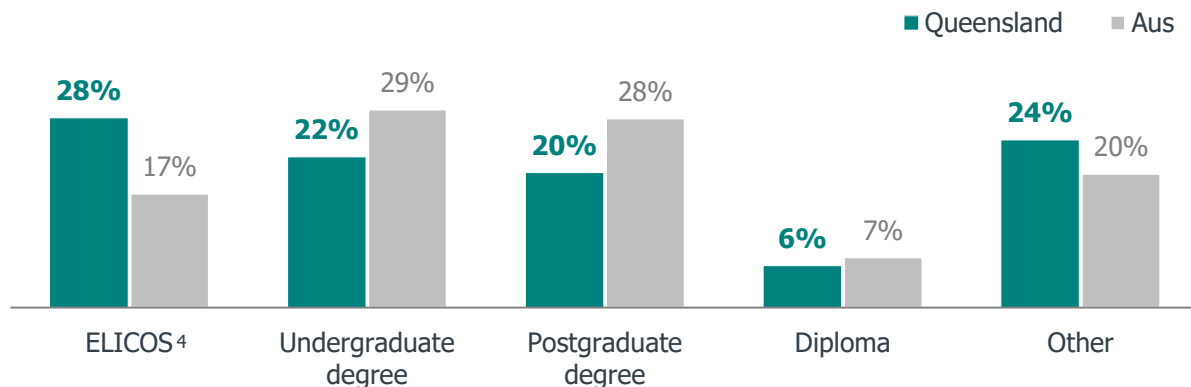
This snapshot reports on education visitor statistics collected in the International Visitor Survey (IVS). Education visitors are defined as visitors who have been in Australia for less than one continuous year and who self-identify as visiting Australia for education purposes. The survey is conducted with visitors as they leave Australia.

*Note that not all international students in Australia will fall under this definition. For example, an international student who completes a three year degree without leaving Australia is not defined as an international education visitor in the IVS.*

# International Education Visitors to Queensland 2019

Snapshot of the year ending June 2019






## Type of courses studied by education visitors<sup>3</sup>



<sup>4</sup> English Language Intensive Courses for Overseas Students.

## Queensland's education visitors, top five markets

Snapshot of the year ending June 2019

Market	3-year growth rate (CAGR <sup>5</sup> 2016-19)	Most popular courses <sup>3</sup>
 32,000 education visitors from mainland China	19% ↑	<ul style="list-style-type: none"> <li>Postgrad university degree (37%)</li> <li>Undergrad university degree (33%)</li> </ul>
 17,000 education visitors from Japan	10% ↑	<ul style="list-style-type: none"> <li>ELICOS (64%)</li> </ul>
 7,000 education visitors from USA	-7% ↓	<ul style="list-style-type: none"> <li>Undergrad university degree (52%)</li> </ul>
 6,000 education visitors from Hong Kong	25% ↑	<ul style="list-style-type: none"> <li>Undergrad university degree (44%)</li> </ul>
 5,000 education visitors from Korea	8% ↑	<ul style="list-style-type: none"> <li>ELICOS (61%)</li> </ul>

<sup>3</sup> Visitors who indicated that they had undertaken a course/study on their visit to Australia were also asked supplementary education questions. Results for Queensland are from those who also selected Queensland as the location of their course/study.

<sup>5</sup> Compound annual growth rate.



# International Education Visitors to Queensland 2019

Snapshot of the year ending June 2019

## While in Australia...

### Queensland's education visitors<sup>6</sup>



### Holiday visitors to Queensland<sup>7</sup>



<sup>6</sup> Proportion of Queensland education visitors who did this type of activity in Australia.

<sup>7</sup> Proportion of Queensland holiday visitors who did this type of activity in Australia.

## Queensland education visitor profile

### Gender



43%



57%

### Age

15-24 yrs 60%

25-34 yrs 26%

35+ yrs 14%

### Family and Friends

12%

were visited by family

15%  
Aus

9%

were visited by friends

11%  
Aus