

REGIONAL TOURISM SATELLITE ACCOUNTS 2019-20

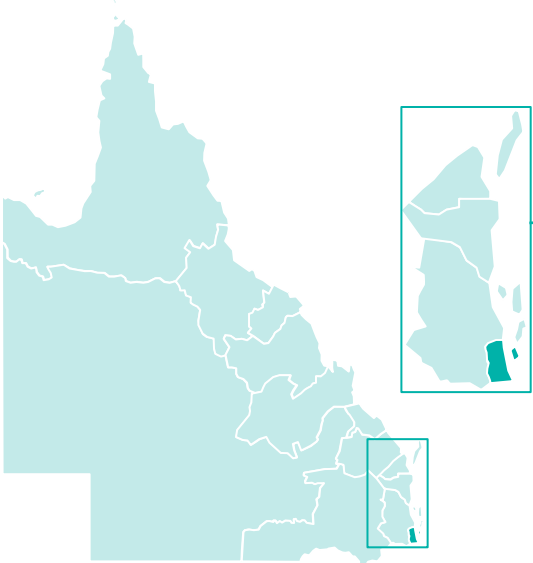
GOLD COAST KEY FACTS



In 2019-20, the tourism industry contributed an estimated **\$3.7 billion** to the Gold Coast regional economy (10.8% of Gold Coast's gross regional product) and supported about **35,200 jobs** (12.1% of employment in Gold Coast).

TOURISM GROSS REGIONAL PRODUCT (GRP)

*GSP indicates Gross State Product



Gold Coast	Regional QLD ²	Total QLD (GSP*)
DIRECT \$2.1 bn ▼-24.2% 6.1% of Gold Coast GRP	DIRECT \$5.0 bn ▼-17.4% 3.7% of Reg. QLD GRP	DIRECT \$11.4 bn ▼-18.1% 3.2% of QLD GSP
TOTAL \$3.7 bn ▼-26.7% 10.8% of Gold Coast GRP	TOTAL \$8.9 bn ▼-18.8% 6.5% of Reg. QLD GRP	TOTAL¹ \$22.7 bn ▼-20.0% 6.3% of QLD GSP

GRP/GSP Per Capita



TOURISM EMPLOYMENT ON THE GOLD COAST

Supporting 35,200 jobs
12.1% of Gold Coast employment
1 in 8 jobs

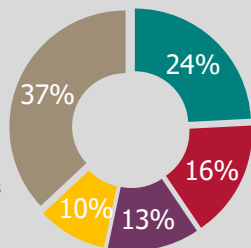


25,200 direct tourism jobs
8.7% of Gold Coast employment
1 in 12 jobs



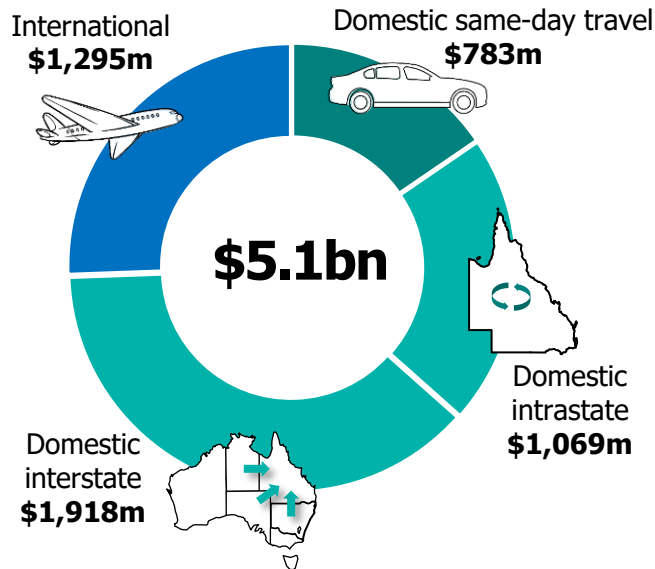
DIRECT TOURISM EMPLOYMENT BY INDUSTRY

- Food services**
- Retail trade
- Accommodation
- Other sports and recreation services
- All other industries



**Refers to cafes, restaurants & take-away food services

TOURISM CONSUMPTION ON THE GOLD COAST#



#Tourism consumption measures the total value of tourism goods/services consumed by residents/international visitors in Australia