

# REGIONAL TOURISM SATELLITE ACCOUNTS 2019-20

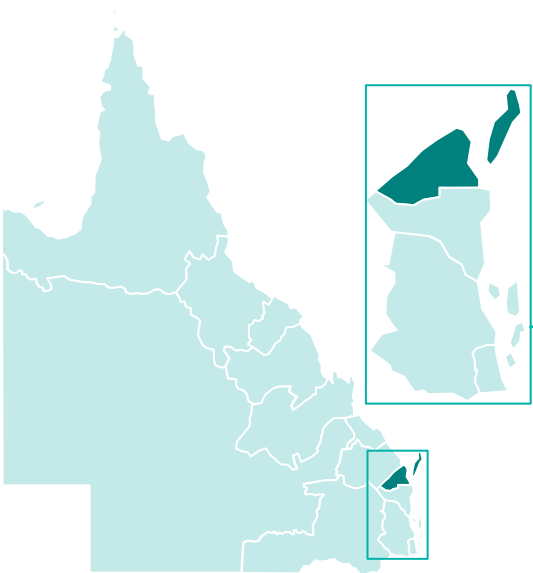
## FRASER COAST REGION KEY FACTS



In 2019-20, the tourism industry contributed an estimated **\$380.6 million** to the Fraser Coast regional economy (10.5% of the Fraser Coast region's gross regional product) and supported about **4,300 jobs** (12.0% of employment in the Fraser Coast region).

### TOURISM GROSS REGIONAL PRODUCT (GRP)

\*GSP indicates Gross State Product



Fraser Coast (FC)	Regional QLD <sup>2</sup>	Total QLD (GSP*)
<b>DIRECT</b> <b>\$219.9M</b> ▼-10.9% 6.1% of FC GRP	<b>DIRECT</b> <b>\$5.0 bn</b> ▼-17.4% 3.7% of Reg. QLD GRP	<b>DIRECT</b> <b>\$11.4 bn</b> ▼-18.1% 3.2% of QLD GSP
<b>TOTAL</b> <b>\$380.6M</b> ▼-11.8% 10.5% of FC GRP	<b>TOTAL</b> <b>\$8.9 bn</b> ▼-18.8% 6.5% of Reg. QLD GRP	<b>TOTAL<sup>1</sup></b> <b>\$22.7 bn</b> ▼-20.0% 6.3% of QLD GSP

### GRP/GSP Per Capita



### TOURISM EMPLOYMENT IN FRASER COAST REGION

**Supporting 4,300 jobs**  
12.0% of FC employment  
1 in 8 jobs

● -0.8%  
YoY

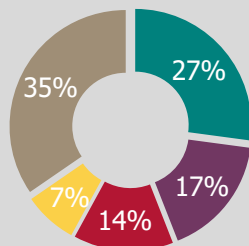


**3,300 direct tourism jobs**  
9.1% of FC employment  
1 in 11 jobs

▲ 3.0%  
YoY

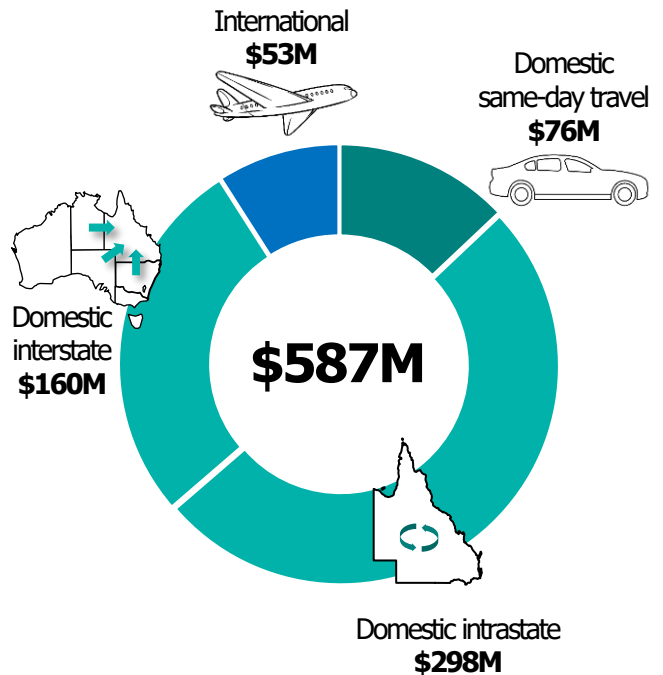
### DIRECT TOURISM EMPLOYMENT BY INDUSTRY

- Food services\*\*
- Retail trade
- Accommodation
- Air, water and other transport
- All other industries



\*\*Refers to cafes, restaurants & take-away food services

### TOURISM CONSUMPTION IN FRASER COAST REGION<sup>#</sup>



<sup>#</sup>Tourism consumption measures the total value of tourism goods/services consumed by residents/international visitors in Australia

SOURCE: TOURISM RESEARCH AUSTRALIA, REGIONAL TOURISM SATELLITE ACCOUNTS 2019-20

Notes: 1. Total impact on the Australian economy of tourism consumption in Queensland  
2. Regional Queensland includes all tourism regions outside of Brisbane and the Gold Coast

